

INTERcity TRANSIT



Capital Improvement Plan 2027-2031

Table of Contents

Introduction	1
Capital Project Costs Summary 2027-2031.....	5
Charts.....	7
2027 Funding Sources by Department.....	8
2028 Funding Sources by Department.....	10
2029 Funding Sources by Department.....	11
2030 Funding Sources by Department.....	12
2031 Funding Sources by Department.....	13
Project Details.....	14-51

Capital Improvement Plan

Introduction

Intercity Transit has historically incorporated capital project planning into the Transportation Improvement Program (TIP), Transportation Development Plan (TDP), and the agency's annual budgeting process. The Capital Improvement Plan (CIP) is a new tool designed to consolidate these efforts, improve coordination with the operating budget, and provide greater visibility into long-term capital needs.

The CIP will be updated annually as part of the budget development cycle and will support discussions, decision-making, and approvals. As a fiscally constrained plan, it is intended to preserve Intercity Transit's assets in a state of good repair, protect capital investments, and help minimize future maintenance and replacement costs. A five-year forecast provides additional stability and allows the agency to better manage multi-year projects within a traditionally one-year budget structure. This approach also strengthens long-range financial planning.

Definition of Capital Projects

For the purposes of this document, capital projects include construction, capital improvements, major equipment purchases, and other special projects requiring one or more expenditures totaling \$10,000 or more. This includes projects that are fully or partially funded through external sources such as grants, state funds, or partnerships. Requests under \$10,000 should be incorporated into annual operating budgets.

Capital Project Categories

Intercity Transit reports capital expenditures within the following categories:

- Guideway (6100)
- Passenger Stations (6200)
- Administrative Buildings (6300)
- Maintenance Buildings (6400)
- Revenue Vehicles (6500)
- Service Vehicles (Non-Revenue) (6600)
- Communications and Information Systems (6800)
- Other (6900)

Guideway

Guideway projects include all design, engineering, land acquisition, demolition, and construction costs associated with transit-dedicated structures. These include at-grade, elevated, and subway structures; tunnels and bridges; rail track and power systems; and paved lanes reserved for fixed-route operations. Passenger stations, transfer facilities, bus pull-ins, and communication systems are not included in this category.

Passenger Stations

Passenger station capital expenditures include design, engineering, land acquisition, demolition, and construction of facilities such as:

- Rail passenger station infrastructure across all modes
- Transit centers, transfer centers, park-and-ride facilities, and transit malls with passenger-serving structures
- Bus, BRT, commuter bus, and trolleybus stations located in dedicated right-of-way or with platform/structure elements

Shelters, lighting, and signage alone do not qualify as passenger stations.

Administrative Buildings

Administrative building projects include all costs associated with the design, acquisition, and construction of facilities that house executive and administrative functions, customer service, planning, finance, and related support activities. Stand-alone buildings for customer information or ticket sales are also included when they are not part of a passenger station.

Maintenance Buildings

Maintenance building expenditures include the design, engineering, acquisition, and construction of garages, shops, operations centers, and major maintenance equipment.

Revenue Vehicles

This category includes acquisition and major rehabilitation of revenue vehicles. Vehicle cost includes all fixtures and appliances integral to the vehicle at the time of purchase. Items purchased separately (e.g., fareboxes, radios, AVL equipment) are reported under their respective asset categories.

Capital projects may include:

- Fleet replacement
- Fleet rebuilding or rehabilitation to extend useful life

- Rail fleet midlife overhauls
- Fleet expansion to support service growth

Service Vehicles

Service vehicle expenditures include acquisition or rebuilding of road-worthy support vehicles such as supervisor units, tow trucks, mobile repair trucks, transit police vehicles, and other staff vehicles. Equipment used solely for vehicle maintenance is reported under Maintenance Buildings; multi-purpose equipment is reported under Other Capital Expenses.

Communications and Information Systems

This category includes capital investments in communication and information systems such as two-way radios, train control equipment, AVL, automated dispatch, computer systems, data storage, printers, and operational or administrative software.

Other Capital Expenditures

This includes furniture and equipment not integral to a building structure, as well as shelters, signs, and passenger amenities located outside of passenger stations.



Five-Year Capital Plan Development Process

The annual capital planning process produces a prioritized list of projects for the upcoming fiscal year and a forward-looking five-year capital plan that aligns with Intercity Transit's strategic vision, master plan, and key initiatives.

Project Requests

Departments submit new project requests annually. Requests must:


- Align with a defined need (e.g., state of good repair, regulatory requirement, system enhancement)
- Support Intercity Transit's strategic plan and goals
- Include full project cost estimates and annual budget needs
- Identify long-term operating and maintenance impacts
- Identify potential funding sources

Project Prioritization

Management evaluates and prioritizes all project requests based on the following considerations:

- Ensuring system safety
- Maintaining and replacing existing assets
- Leveraging grants and partner funding
- Supporting system improvements

Lower-priority projects may be scaled back or deferred to future years. A draft five-year plan is then reviewed by the Senior Management Team, and adjustments are made to align the plan with anticipated resources.



**Intercity Transit
Capital Improvement Projects 2027-2031**

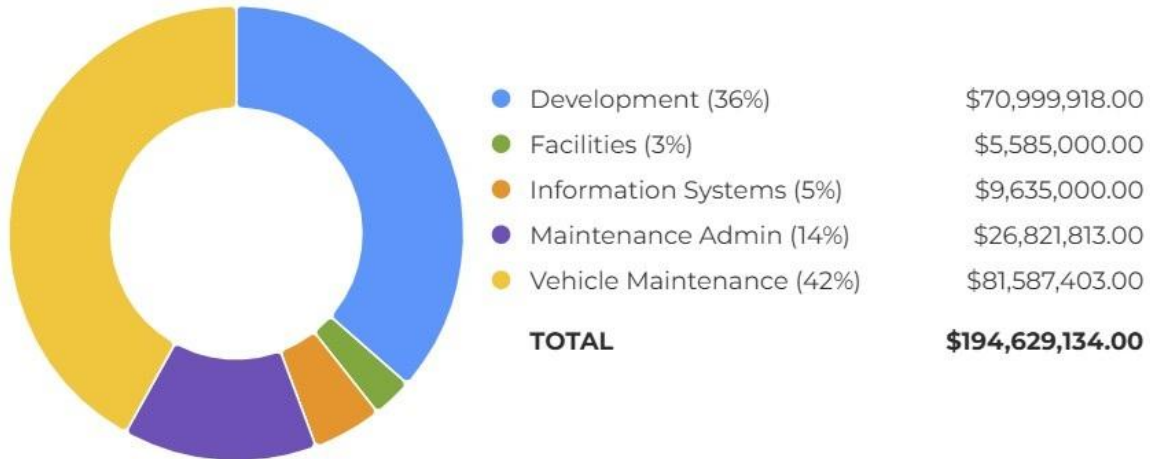
Type	Project Number	Request Title	Budgeted - FY2027	Budgeted - FY2028	Budgeted - FY2029	Budgeted - FY2030	Budgeted - FY2031	Total Budgeted
Guideway (6100)	PL-016	High Performance Transit - Bus Rapid Transit (BRT) Light	\$ 2,000,000	\$ 4,500,000	\$ 4,500,000	\$ 4,500,000		\$ 15,500,000
	DEV-023	Smart Corridors	1,500,000	1,500,000	6,000,000	6,000,000		15,000,000
	DEV-109	AI-Powered Smart Sensors & Integrated Data Mgmt Dashboard	420,000					420,000
	PL-100	Martin Way Park & Ride Access Improvements		500,000	1,000,000	1,000,000		2,500,000
Total Guideway (6100)			\$ 3,920,000	\$ 6,500,000	\$ 11,500,000	\$ 11,500,000	\$ -	\$ 33,420,000
Passenger Stations (6200)	FAC-163	Amtrak Centennial Station Roof & Sign Replacement	\$ 50,000		\$ 300,000			\$ 350,000
	FAC-162	OTC2 Restroom Rehabilitation	100,000	600,000	100,000		100,000	900,000
	FAC-157	Amtrak Centennial Station Restroom Remodel	80,000					80,000
	FAC-156	Lacey Transit Center (LTC) Expansion & Restroom Remodel	50,000					50,000
	DEV-032	Northeast Lacey Operational Improvements	1,182,066	1,018,116	2,101,908	2,101,908		6,403,998
	DEV-101	West Olympia Transit Facility	1,000,000	500,000	3,000,000	3,000,000		7,500,000
	DEV-102	SPSCC Crosby Loop Bus Facility	1,500,000	1,500,000	1,500,000	1,500,000		6,000,000
	DEV-106	Hawk's Prairie Park & Ride Improvements	200,000	300,000	1,000,000	1,000,000		2,500,000
	DEV-107	Lacey Transit Center Expansion	1,000,000	1,000,000	1,500,000	1,500,000		5,000,000
Total Passenger Stations (6200)			\$ 5,162,066	\$ 4,918,116	\$ 9,501,908	\$ 9,101,908	\$ 100,000	\$ 28,783,998
Administrative Buildings (6300)	FAC-165	OTC Parking Lot Improvements	\$ 100,000	\$ 700,000	\$ 100,000			\$ 900,000
	FAC-161	ADOPS Mechanical System Improvements		80,000	300,000	175,000		555,000
	DEV-108	Olympia Transit Center - Building 1 - Rehabilitation	200,000	500,000	1,500,000	2,000,000		4,200,000
	Total Administrative Buildings (6300)			\$ 300,000	\$ 1,280,000	\$ 1,900,000	\$ 2,175,000	\$ -
Maintenance Buildings (6400)	FAC-166	Pattison UST & Fueling System Repairs & Improvements		\$ 100,000	\$ 500,000	\$ 100,000		\$ 700,000
	FAC-164	FWF Improvements	500,000	300,000				800,000
	MA-102	Alternative Fuel Infrastructure			2,200,000	14,500,000		16,700,000
	MA-101	Fueling Equipment & Site Upgrades - Hydrogen Pilot Project	1,500,000					1,500,000
	MA-100	Maintenance Facility Upgrades - Hydrogen Demonstration Proj	3,900,000	1,900,000	1,900,000			7,700,000
Total Maintenance Buildings (6400)			\$ 5,900,000	\$ 2,300,000	\$ 4,600,000	\$ 14,600,000	\$ -	\$ 27,400,000
Revenue Vehicles (6500)	VM-106	Vehicle Replacement Contingency	\$ 307,500	\$ 323,000	\$ 340,000	\$ 358,400	\$ 377,600	\$ 1,706,500
	VM-102	Vanpool Replacement Vehicles	1,312,500	1,412,500	1,497,500	2,275,000	1,884,400	8,381,900
	VM-100	Fixed Route Bus Replacement	32,000,000	18,232,594			11,256,805	61,489,399
	VM-101	Dem& Response Van Replacement	4,560,000				2,952,304	7,512,304
	MA-103	Battery Electric (BEB) Dial-A-Lift Replacements	921,813					921,813
Total Revenue Vehicles (6500)			\$ 39,101,813	\$ 19,968,094	\$ 1,837,500	\$ 2,633,400	\$ 16,471,109	\$ 80,011,916
Service Vehicles (6600)	VM-103	Non-Revenue Vehicles & Equipment	\$ 523,500	\$ 311,800	\$ 435,000	\$ 377,000		\$ 1,647,300
Total Service Vehicles (6600)			\$ 523,500	\$ 311,800	\$ 435,000	\$ 377,000	\$ -	\$ 1,647,300
Communications & Information Systems (6800)	IS-106	CAD/AVL Strategic Plan	\$ 125,000	\$ 1,100,000	\$ 1,000,000	\$ 700,000	\$ 1,850,000	\$ 4,775,000
	IS-102	Core Infrastructure & Communications	280,000	280,000	275,000	75,000	400,000	1,310,000
	IS-103	Agency Enterprise Resource Planning (ERP) Software System	2,900,000					2,900,000
	IS-105	OneIT Phase 2 Workday Modules	500,000					500,000
	IS-101	Emergency Operations Center (EOC)	75,000	75,000				150,000
	VM-105	Vehicle Telematics	350,000					350,000
PL-015	Transit Center & Core Customer Info Navigation	1,000,000	1,000,000	1,000,000	1,000,000		4,000,000	
Total Communications & Information Systems (6800)			\$ 5,230,000	\$ 2,455,000	\$ 2,275,000	\$ 1,775,000	\$ 2,250,000	\$ 13,985,000

**Intercity Transit
Capital Improvement Projects 2027-2031**

Type	Project Number	Request Title	Budgeted - FY2027	Budgeted - FY2028	Budgeted - FY2029	Budgeted - FY2030	Budgeted - FY2031	Total Budgeted
Other (6900) Furniture & Equipment	VM-104	Maintenance Shop Equipment	\$ 100,000	\$ 100,000	\$ 100,000	\$ 100,000	\$ 100,000	\$ 500,000
	FAC-160	Facility Capital Equipment & Improvements	450,000	200,000	200,000	200,000	200,000	1,250,000
	DEV-030	Pattison Furniture, Fixtures, Equipment (FF&E) & Technology	935,920					935,920
Total Other (6900) Furniture & Equipment			\$ 1,485,920	\$ 300,000	\$ 300,000	\$ 300,000	\$ 300,000	\$ 2,685,920
Other (6900) Shelters, Signs & Passenger Amenities	PL-013	Rear Door Bus Stop Improvements	\$ 260,000	\$ 260,000	\$ 260,000	\$ 260,000		\$ 1,040,000
Total Other (6900) Shelters, Signs and passenger amenities			\$ 260,000	\$ 260,000	\$ 260,000	\$ 260,000	\$ -	\$ 1,040,000
Total Project Types			\$ 61,883,299	\$ 38,293,010	\$ 32,609,408	\$ 42,722,308	\$ 19,121,109	\$ 194,629,134

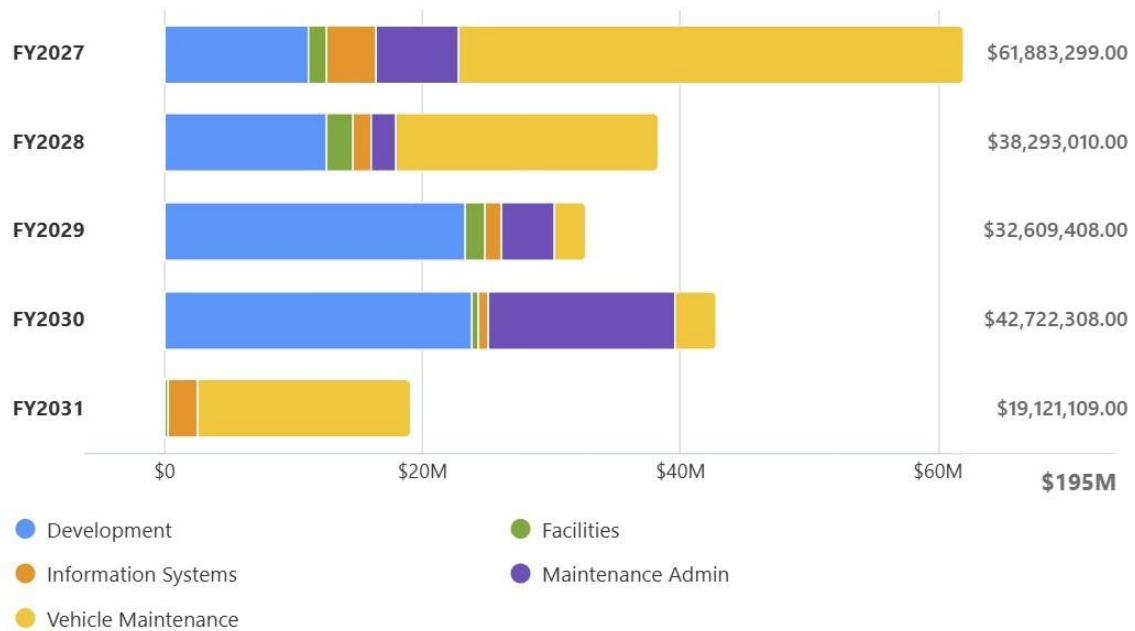
Budgeted Capital Costs By Department (FY2027 - FY2031)

Request Types: Communications & Information Systems (6800), Revenue Vehicles (6500), Other (6900) Furniture & Equipment, Service Vehicles (6600), Maintenance Buildings (6400), Administrative Buildings (6300), Passenger Stations (6200), Other (6900) Shelters, Signs and passenger amenities, Guideway (6100)



Budgeted Capital Costs By Department

Request Types: Communications & Information Systems (6800), Revenue Vehicles (6500), Other (6900) Furniture & Equipment, Service Vehicles (6600), Maintenance Buildings (6400), Administrative Buildings (6300), Passenger Stations (6200), Other (6900) Shelters, Signs and passenger amenities, Guideway (6100)



Intercity Transit 2027 Capital Projects Funding Source

Department	Project Number	Request Title	Capital Reserves - 2027	Federal Capital Grants - 2027	State Capital Grants - 2027	Total 2027
Development	PL-015	Transit Center & Core Customer Info Navigation	200,000	800,000		1,000,000
	DEV-032	Northeast Lacey Operational Improvements	236,413	945,653		1,182,066
	PL-013	Rear Door Bus Stop Improvements	52,000	208,000		260,000
	DEV-030	Pattison Furniture, Fixtures, Equipment (FF&E) & Technology	935,920			935,920
	PL-016	High Performance Transit - Bus Rapid Transit (BRT) Light - Corridor Pr	400,000		1,600,000	2,000,000
	DEV-023	Smart Corridors	300,000		1,200,000	1,500,000
	DEV-101	West Olympia Transit Facility	1,000,000			1,000,000
	DEV-109	AI-Powered Smart Sensors and Integrated Data Management Dashboard		420,000		420,000
	PL-100	Martin Way Park and Ride Access Improvements				-
	DEV-102	SPSCC Crosby Loop Bus Facility	300,000		1,200,000	1,500,000
	DEV-108	Olympia Transit Center - Building 1 - Rehabilitation (Planning and Desig	200,000			200,000
	DEV-106	Hawk's Prairie Park & Ride Improvements	200,000			200,000
	DEV-107	Lacey Transit Center Expansion	200,000		800,000	1,000,000
Total Development			4,024,333	2,373,653	4,800,000	11,197,986
Facilities	FAC-166	Pattison UST and Fueling System Repairs and Improvements				-
	FAC-165	OTC Parking Lot Improvements	100,000			100,000
	FAC-164	FWF Improvements	500,000			500,000
	FAC-163	Amtrak Centennial Station Roof and Sign Replacement	50,000			50,000
	FAC-162	OTC2 Restroom Rehabilitation	100,000			100,000
	FAC-161	ADOPS Mechanical System Improvements				-
	FAC-160	Facility Capital Equipment and Improvements	450,000			450,000
	FAC-157	Amtrak Centennial Station Restroom Remodel	80,000			80,000
	FAC-156	Lacey Transit Center (LTC) Expansion & Restroom Remodel	50,000			50,000
Total Facilities			1,330,000			1,330,000
Information Systems	IS-106	CAD/AVL Strategic Plan	125,000			125,000
	IS-102	Core Infrastructure and Communications	280,000			280,000
	IS-103	Agency Enterprise Resource Planning (ERP) Software System	2,900,000			2,900,000
	IS-105	OneIT Phase 2 Workday Modules	500,000			500,000
	IS-101	Emergency Operations Center (EOC)	75,000			75,000
Total Information Systems			3,880,000			3,880,000
Maintenance Admin	MA-102	Alternative Fuel Infrastructure				-
	MA-103	Battery Electric (BEB) Dial-A-Lift Replacements	460,906	460,906		921,812
	MA-101	Fueling Equipment and Site Upgrades - Hydrogen Pilot Project	300,000		1,200,000	1,500,000
	MA-100	Maintenance Facility Upgrades - Hydrogen Demonstration Project	780,000		3,120,000	3,900,000
Total Maintenance Admin			1,540,906	460,906	4,320,000	6,321,812

**Intercity Transit
2027 Capital Projects Funding Source**

Department	Project Number	Request Title	Capital Reserves - 2027	Federal Capital Grants - 2027	State Capital Grants - 2027	Total 2027
Vehicle Maintenance	VM-106	Vehicle Replacement Contingency	307,500			307,500
	VM-105	Vehicle Telematics	350,000			350,000
	VM-102	Vanpool Replacement Vehicles	656,250		656,250	1,312,500
	VM-100	Fixed Route Bus Replacement	6,400,000	25,600,000		32,000,000
	VM-104	Maintenance Shop Equipment	100,000			100,000
	VM-103	Non-Revenue Vehicles and Equipment	523,500			523,500
	VM-101	Demand Response Van Replacement	2,280,000	2,280,000		4,560,000
Total Vehicle Maintenance			10,617,250	27,880,000	656,250	39,153,500
Total Departments			21,392,489	30,714,559	9,776,250	61,883,298

Intercity Transit 2028 Capital Projects Funding Source

Department	Project Number	Request Title	Capital Reserves - 2028	Federal Capital Grants - 2028	State Capital Grants - 2028	Total 2028
Development	PL-015	Transit Center & Core Customer Info Navigation	200,000	800,000		1,000,000
	DEV-032	Northeast Lacey Operational Improvements	203,623	814,493		1,018,116
	PL-013	Rear Door Bus Stop Improvements	52,000	208,000		260,000
	PL-016	High Performance Transit - Bus Rapid Transit (BRT) Light - Corridor Pr	900,000	3,600,000		4,500,000
	DEV-023	Smart Corridors	300,000		1,200,000	1,500,000
	DEV-101	West Olympia Transit Facility			500,000	500,000
	PL-100	Martin Way Park and Ride Access Improvements	500,000			500,000
	DEV-102	SPSCC Crosby Loop Bus Facility	300,000		1,200,000	1,500,000
	DEV-108	Olympia Transit Center - Building 1 - Rehabilitation (Planning and Desig	100,000		400,000	500,000
	DEV-106	Hawk's Prairie Park & Ride Improvements	60,000		240,000	300,000
	DEV-107	Lacey Transit Center Expansion	200,000		800,000	1,000,000
Total Development			2,815,623	5,422,493	4,340,000	12,578,116
Facilities	FAC-166	Pattison UST and Fueling System Repairs and Improvements	100,000			100,000
	FAC-165	OTC Parking Lot Improvements	700,000			700,000
	FAC-164	FWF Improvements	300,000			300,000
	FAC-162	OTC2 Restroom Rehabilitation	600,000			600,000
	FAC-161	ADOPS Mechanical System Improvements	80,000			80,000
	FAC-160	Facility Capital Equipment and Improvements	200,000			200,000
Total Facilities			1,980,000			1,980,000
Information Systems	IS-106	CAD/AVL Strategic Plan	1,100,000			1,100,000
	IS-102	Core Infrastructure and Communications	280,000			280,000
	IS-101	Emergency Operations Center (EOC)	75,000			75,000
Total Information Systems			1,455,000			1,455,000
Maintenance Admin	MA-102	Alternative Fuel Infrastructure				-
	MA-100	Maintenance Facility Upgrades - Hydrogen Demonstration Project	400,000		1,500,000	1,900,000
Total Maintenance Admin			400,000		1,500,000	1,900,000
Vehicle Maintenance	VM-106	Vehicle Replacement Contingency	323,000			323,000
	VM-102	Vanpool Replacement Vehicles	706,250		706,250	1,412,500
	VM-100	Fixed Route Bus Replacement	3,646,519	14,586,075		18,232,594
	VM-104	Maintenance Shop Equipment	100,000			100,000
	VM-103	Non-Revenue Vehicles and Equipment	311,800			311,800
Total Vehicle Maintenance			5,087,569	14,586,075	706,250	20,379,894
Total Departments			11,738,192	20,008,568	6,546,250	38,293,010

Intercity Transit 2029 Capital Projects Funding Source

Department	Project Number	Request Title	Capital Reserves - 2029	Federal Capital Grants - 2029	State Capital Grants - 2029	Total 2029
Development	PL-015	Transit Center & Core Customer Info Navigation	200,000	800,000		1,000,000
	DEV-032	Northeast Lacey Operational Improvements	420,382	1,681,526		2,101,908
	PL-013	Rear Door Bus Stop Improvements	52,000	208,000		260,000
	PL-016	High Performance Transit - Bus Rapid Transit (BRT) Light - Corridor Proj	900,000	3,600,000		4,500,000
	DEV-023	Smart Corridors	1,200,000	4,800,000		6,000,000
	DEV-101	West Olympia Transit Facility	600,000	2,400,000		3,000,000
	PL-100	Martin Way Park and Ride Access Improvements	200,000	800,000		1,000,000
	DEV-102	SPSCC Crosby Loop Bus Facility	300,000	1,200,000		1,500,000
	DEV-108	Olympia Transit Center - Building 1 - Rehabilitation (Planning and Design)	300,000	600,000	600,000	1,500,000
	DEV-106	Hawk's Prairie Park & Ride Improvements	200,000	400,000	400,000	1,000,000
	DEV-107	Lacey Transit Center Expansion	300,000		1,200,000	1,500,000
	Total Development			4,672,382	16,489,526	2,200,000
Facilities	FAC-166	Pattison UST and Fueling System Repairs and Improvements	500,000			500,000
	FAC-165	OTC Parking Lot Improvements	100,000			100,000
	FAC-163	Amtrak Centennial Station Roof and Sign Replacement	300,000			300,000
	FAC-162	OTC2 Restroom Rehabilitation	100,000			100,000
	FAC-161	ADOPS Mechanical System Improvements	300,000			300,000
	FAC-160	Facility Capital Equipment and Improvements	200,000			200,000
Total Facilities			1,500,000			1,500,000
Information Systems	IS-106	CAD/AVL Strategic Plan	1,000,000			1,000,000
	IS-102	Core Infrastructure and Communications	275,000			275,000
Total Information Systems			1,275,000			1,275,000
Maintenance Admin	MA-102	Alternative Fuel Infrastructure	1,100,000	1,100,000		2,200,000
	MA-100	Maintenance Facility Upgrades - Hydrogen Demonstration Project	400,000		1,500,000	1,900,000
Total Maintenance Admin			1,500,000	1,100,000	1,500,000	4,100,000
Vehicle Maintenance	VM-106	Vehicle Replacement Contingency	340,000			340,000
	VM-102	Vanpool Replacement Vehicles	748,750		748,750	1,497,500
	VM-104	Maintenance Shop Equipment	100,000			100,000
	VM-103	Non-Revenue Vehicles and Equipment	435,000			435,000
Total Vehicle Maintenance			1,623,750		748,750	2,372,500
Total Departments			10,571,132	17,589,526	4,448,750	32,609,408

**Intercity Transit
2030 Capital Projects Funding Source**

Department	Project Number	Request Title	Capital Reserves - 2030	Federal Capital Grants - 2030	State Capital Grants - 2030	Total 2030	
Development	PL-015	Transit Center & Core Customer Info Navigation	200,000	800,000		1,000,000	
	DEV-032	Northeast Lacey Operational Improvements	420,382	1,681,526		2,101,908	
	PL-013	Rear Door Bus Stop Improvements	52,000	208,000		260,000	
	PL-016	High Performance Transit - Bus Rapid Transit (BRT) Light - Corridor Proj	900,000	3,600,000		4,500,000	
	DEV-023	Smart Corridors	1,200,000	4,800,000		6,000,000	
	DEV-101	West Olympia Transit Facility	600,000	2,400,000		3,000,000	
	PL-100	Martin Way Park and Ride Access Improvements	200,000	800,000		1,000,000	
	DEV-102	SPSCC Crosby Loop Bus Facility	300,000	1,200,000		1,500,000	
	DEV-108	Olympia Transit Center - Building 1 - Rehabilitation (Planning and Design)	400,000	800,000	800,000	2,000,000	
	DEV-106	Hawk's Prairie Park & Ride Improvements	200,000	400,000	400,000	1,000,000	
	DEV-107	Lacey Transit Center Expansion	300,000		1,200,000	1,500,000	
	Total Development			4,772,382	16,689,526	2,400,000	23,861,908
	Facilities	FAC-166	Pattison UST and Fueling System Repairs and Improvements	100,000			100,000
FAC-161		ADOPS Mechanical System Improvements	175,000			175,000	
FAC-160		Facility Capital Equipment and Improvements	200,000			200,000	
Total Facilities			475,000			475,000	
Information Systems	IS-106	CAD/AVL Strategic Plan	700,000			700,000	
	IS-102	Core Infrastructure and Communications	75,000			75,000	
Total Information Systems			775,000			775,000	
Maintenance Admin	MA-102	Alternative Fuel Infrastructure	7,250,000	7,250,000		14,500,000	
Total Maintenance Admin			7,250,000	7,250,000		14,500,000	
Vehicle Maintenance	VM-106	Vehicle Replacement Contingency	358,400			358,400	
	VM-102	Vanpool Replacement Vehicles	1,137,500		1,137,500	2,275,000	
	VM-104	Maintenance Shop Equipment	100,000			100,000	
	VM-103	Non-Revenue Vehicles and Equipment	377,000			377,000	
Total Vehicle Maintenance			1,972,900		1,137,500	3,110,400	
Total Departments			15,245,282	23,939,526	3,537,500	42,722,308	

**Intercity Transit
2031 Capital Projects Funding Source**

Department	Project Number	Request Title	Capital Reserves - 2031	Federal Capital Grants - 2031	State Capital Grants - 2031	Total 2031
Development	PL-015	Transit Center & Core Customer Info Navigation				-
Total Development						-
Facilities	FAC-166	Pattison UST and Fueling System Repairs and Improvements				-
	FAC-162	OTC2 Restroom Rehabilitation	100,000			100,000
	FAC-160	Facility Capital Equipment and Improvements	200,000			200,000
Total Facilities			300,000			300,000
Information Systems	IS-106	CAD/AVL Strategic Plan	1,850,000			1,850,000
	IS-102	Core Infrastructure and Communications	400,000			400,000
Total Information Systems			2,250,000			2,250,000
Maintenance Admin	MA-102	Alternative Fuel Infrastructure				-
Total Maintenance Admin						-
Vehicle Maintenance	VM-106	Vehicle Replacement Contingency	377,600			377,600
	VM-102	Vanpool Replacement Vehicles	942,200		942,200	1,884,400
	VM-100	Fixed Route Bus Replacement	5,628,403	5,628,403		11,256,805
	VM-104	Maintenance Shop Equipment	100,000			100,000
	VM-101	Demand Response Van Replacement	1,476,152	1,476,152		2,952,304
Total Vehicle Maintenance			8,524,355	7,104,555	942,200	16,571,109
Total Departments			11,074,355	7,104,555	942,200	19,121,109

ADOPS Mechanical System Improvements

Project Number:	FAC-161	Department:	Facilities
Total Budgeted Capital Costs:	\$555,000	Type:	Administrative Buildings (6300)
Total Budgeted Funding Sources:	\$555,000	Teams:	IT CIP Budget Team
		Timeline:	01/01/2026 to 12/29/2028

Request description:

AdOps Building's mechanical system correction/improvement is needed to address ongoing operational concerns.

Capital Costs	FY2028	FY2029	FY2030	Total Budgeted
Design/Engineering	\$80,000			\$80,000
Construction		\$300,000	\$175,000	\$475,000
Total	\$80,000	\$300,000	\$175,000	\$555,000

Funding Source	FY2028	FY2029	FY2030	Total Budgeted
Capital Reserves	\$80,000	\$300,000	\$175,000	\$555,000
Federal Capital Grants				\$0
State Capital Grants				\$0
Total	\$80,000	\$300,000	\$175,000	\$555,000

Agency Enterprise Resource Planning (ERP) Software System

Project Number:	IS-103	Department:	Information Systems
Total Budgeted Capital Costs:	\$10,100,000	Type:	Communications & Information Systems (6800)
Total Budgeted Funding Sources:	\$10,100,000	Teams:	IT CIP Budget Team
		Timeline:	01/01/2024 to 03/31/2027

Request description:

Intercity Transit implemented the FleetNet (ERP) software in 1993, which is a transit specific software solution for managing our accounts payable, accounts receivable, general ledger, purchase orders, human resources, operator timekeeping, payroll, fleet maintenance, fuel, claims, safety, maintenance, and facilities inventory. FleetNet was also designed to accommodate the National Transit Database (NTD) reporting requirements and generates all required reporting information. The agency conducted a Request For Proposal and acquired Workday and Trapeze to replace Fleetnet, the existing ERP system. We anticipate this project (OneIT) to continue into Q1 of 2027. We anticipate there will be phase two of the OneIT project once we go-live in December 2026. Phase 2 will consist of assessing and completing project items that were deemed out of scope during the intal OneIT project. This also includes resources to back fill a total of 2 FTEs to support the Enterprise Resource Planning (ERP) software project (OneIT) post go-live.

Capital Costs	Historical Budgeted	FY2027	Total Budgeted
Capital Outlay	\$7,200,000	\$2,900,000	\$10,100,000
Total	\$7,200,000	\$2,900,000	\$10,100,000

Funding Source	Historical Budgeted	FY2027	Total Budgeted
Capital Reserves	\$7,200,000	\$2,900,000	\$10,100,000
Federal Capital Grants			\$0
State Capital Grants			\$0
Total	\$7,200,000	\$2,900,000	\$10,100,000

AI-Powered Smart Sensors and Integrated Data Management Dashboard

Project Number:	DEV-109	Department:	Development
Total Budgeted Capital Costs:	\$420,000	Type:	Guideway (6100)
Total Budgeted Funding Sources:	\$420,000	Teams:	IT CIP Budget Team
		Timeline:	04/07/2025 to 11/26/2026

Request description:

Intercity Transit was awarded a \$2 million USDOT SMART Grant to install smart sensors and implement an integrated data management dashboard in the City of Lacey near the Lacey Transit Center. The project will enhance safety and traffic management at ten key intersections, including five along Martin Way, a designated Smart Corridor. With a high density of pedestrian and vehicle conflicts, accounting for over 50% of crashes in the area, the grant will fund AI-driven analytics to identify conflict points and adjust traffic signal management for improved safety, transit reliability, and performance. Findings from this demonstration will inform Smart Corridor strategies countywide.

Capital Costs	FY2027	Total Budgeted
Design/Engineering	\$420,000	\$420,000
Construction		\$0
Total	\$420,000	\$420,000

Funding Source	FY2027	Total Budgeted
Capital Reserves		\$0
Federal Capital Grants	\$420,000	\$420,000
State Capital Grants		\$0
Total	\$420,000	\$420,000

Amtrak Centennial Station Restroom Remodel

Project Number: FAC-157
Total Budgeted Capital Costs: \$80,000
Total Budgeted Funding Sources: \$80,000

Department: Facilities
Type: Passenger Stations (6200)
Teams: IT CIP Budget Team
Timeline: 03/05/2024 to 12/31/2025

Request description:

The Amtrak Centennial Station in Lacey was built in 1992. The structure is open to the public 365 days per year and provides access to Amtrak for Thurston County. The property is managed by Intercity Transit and is operated with contributions from local cities and Thurston County. Even with regular maintenance and repair, the restroom conditions require a full replacement, including underground utilities. An engineering study was performed to determine the status and the study confirmed this. Funded with proportionate capital contribution shares from local cities and Thurston County.

Capital Costs	FY2027	Total Budgeted
Planning	\$80,000	\$80,000
Design/Engineering		\$0
Construction		\$0
Total	\$80,000	\$80,000

Funding Source	FY2027	Total Budgeted
Capital Reserves	\$80,000	\$80,000
Federal Capital Grants		\$0
State Capital Grants		\$0
Total	\$80,000	\$80,000

Amtrak Centennial Station Roof and Sign Replacement

Project Number: FAC-163
Total Budgeted Capital Costs: \$350,000
Total Budgeted Funding Sources: \$350,000

Department: Facilities
Type: Passenger Stations (6200)
Teams: IT CIP Budget Team
Timeline: 01/01/2026 to 12/31/2027

Request description:

Replacement of failing roof and roof-mounted sign. Design work to begin late 2026/27.

Capital Costs	FY2027	FY2029	Total Budgeted
Planning	\$50,000		\$50,000
Design/Engineering			\$0
Construction			\$0
Capital Outlay		\$300,000	\$300,000
Total	\$50,000	\$300,000	\$350,000

Funding Source	FY2027	FY2029	Total Budgeted
Capital Reserves	\$50,000	\$300,000	\$350,000
Federal Capital Grants			\$0
State Capital Grants			\$0
Total	\$50,000	\$300,000	\$350,000

Battery Electric (BEB) Dial-A-Lift Replacements

Project Number: MA-103
Total Budgeted Capital Costs: \$921,813
Total Budgeted Funding Sources: \$921,812

Department: Maintenance Admin
Type: Revenue Vehicles (6500)
Teams: IT CIP Budget Team
Timeline: 01/01/2026 to 01/01/2029

Request description:

Battery Electric (BEB) Dial-A-Lift replacement vehicles (2 DALs due in 2027) and chargers. Grant funding is secured but not executed: FY2025 CMAQ Flex to Section 5307 Grant \$1,065,680

Capital Costs	FY2027	Total Budgeted
Capital Outlay	\$921,813	\$921,813
Total	\$921,813	\$921,813

Funding Source	FY2027	Total Budgeted
Capital Reserves	\$460,906	\$460,906
Federal Capital Grants	\$460,906	\$460,906
State Capital Grants		\$0
Total	\$921,812	\$921,812

CAD/AVL Strategic Plan

Project Number:	IS-106	Department:	Information Systems
Total Budgeted Capital Costs:	\$4,775,000	Type:	Communications & Information Systems (6800)
Total Budgeted Funding Sources:	\$4,775,000	Teams:	IT CIP Budget Team

Request description:

This is to ensure that our CAD/AVL system is properly kept in a state of good repair. We will track and replace hardware that is nearing its useful life. These items include the onboard (fixed route and DAL vehicles) routers, compute devices, MDTs, VOIP equipment, passenger counters, surveillance systems, etc.

Capital Costs	FY2027	FY2028	FY2029	FY2030	FY2031	Total Budgeted
Capital Outlay	\$125,000	\$1,100,000	\$1,000,000	\$700,000	\$1,850,000	\$4,775,000
Total	\$125,000	\$1,100,000	\$1,000,000	\$700,000	\$1,850,000	\$4,775,000

Funding Source	FY2027	FY2028	FY2029	FY2030	FY2031	Total Budgeted
Capital Reserves	\$125,000	\$1,100,000	\$1,000,000	\$700,000	\$1,850,000	\$4,775,000
Federal Capital Grants						\$0
State Capital Grants						\$0
Total	\$125,000	\$1,100,000	\$1,000,000	\$700,000	\$1,850,000	\$4,775,000

Core Infrastructure and Communications

Project Number:	IS-102	Department:	Information Systems
Total Budgeted Capital Costs:	\$1,310,000	Type:	Communications & Information Systems (6800)
Total Budgeted Funding Sources:	\$1,310,000	Teams:	IT CIP Budget Team
		Timeline:	01/01/2024 to 12/31/2028

Request description:

This is to keep our core infrastructure and communication equipment across the enterprise refreshed and modernized. We evaluate the useful lifecycle of the equipment and the end of life dates set by the manufacturer to anticipate refresh cycles. Additionally, this will support agency cybersecurity needs. In 2027, the IS team will need to replace our core servers as it is reaching EOL. Additionally, IS will be replacing other critical infrastructure as they reach their useful lifecycle.

Capital Costs	FY2027	FY2028	FY2029	FY2030	FY2031	Total Budgeted
Capital Outlay	\$280,000	\$280,000	\$275,000	\$75,000	\$400,000	\$1,310,000
Total	\$280,000	\$280,000	\$275,000	\$75,000	\$400,000	\$1,310,000

Funding Source	FY2027	FY2028	FY2029	FY2030	FY2031	Total Budgeted
Capital Reserves	\$280,000	\$280,000	\$275,000	\$75,000	\$400,000	\$1,310,000
Federal Capital Grants						\$0
State Capital Grants						\$0
Total	\$280,000	\$280,000	\$275,000	\$75,000	\$400,000	\$1,310,000

Emergency Operations Center (EOC)

Project Number:	IS-101	Department:	Information Systems
Total Budgeted Capital Costs:	\$150,000	Type:	Communications & Information
Total Budgeted Funding Sources:	\$150,000	Teams:	IT CIP Budget Team
		Timeline:	12/31/2025 to 12/31/2027

Request description:

This effort is to put together mobile technology equipment to stand up an EOC in case of a catastrophic event. The goal is to provide basic network connectivity and communications in order to keep operations going and assist the community with recovery efforts as appropriate. Additionally, we are assessing the viability of a mobile command center. This assessment was started in 2025 and will continue in 2026. This effort was originally planned in 2025. However, we are adjusting and making this a 2027-2028 activity due to competing priorities.

Capital Costs	FY2027	FY2028	Total Budgeted
Capital Outlay	\$75,000	\$75,000	\$150,000
Total	\$75,000	\$75,000	\$150,000

Funding Source	FY2027	FY2028	Total Budgeted
Capital Reserves	\$75,000	\$75,000	\$150,000
Federal Capital Grants			\$0
State Capital Grants			\$0
Total	\$75,000	\$75,000	\$150,000

Facility Capital Equipment and Improvements

Project Number: FAC-160
Total Budgeted Capital Costs: \$1,250,000.00
Total Budgeted Funding Sources: \$1,250,000.00

Department: Facilities
Type: Other (6900) Furniture & Equipment

Teams: IT CIP Budget Team
Timeline: 01/01/2024 to 12/31/2030

Request description:

Capital improvements, repairs, furniture, tools and equipment necessary for efficient facility operations and maintenance activities. 2027 amount includes funding for property improvements for parking expansion.

Capital Costs	FY2027	FY2028	FY2029	FY2030	FY2031	Total Budgeted
Capital Outlay	\$450,000	\$200,000	\$200,000	\$200,000	\$200,000	\$1,250,000
Total	\$450,000	\$200,000	\$200,000	\$200,000	\$200,000	\$1,250,000

Funding Source	FY2027	FY2028	FY2029	FY2030	FY2031	Total Budgeted
Capital Reserves	\$450,000	\$200,000	\$200,000	\$200,000	\$200,000	\$1,250,000
Federal Capital Grants						\$0
State Capital Grants						\$0
Total	\$450,000	\$200,000	\$200,000	\$200,000	\$200,000	\$1,250,000

Fixed Route Bus Replacement

Project Number: VM-100
Total Budgeted Capital Costs: \$244,264,552
Total Budgeted Funding Sources: \$244,264,553

Department: Vehicle Maintenance
Type: Revenue Vehicles (6500)

Teams: IT CIP Budget Team

Request description:

Lifecycle replacement of fixed-route buses that have met or exceeded agency useful life benchmarks.
 Grant bucket project 2024 PSRC ES 5307- \$1,822,7055339- \$180,651

Capital Costs	FY2027	FY2028	FY2031	FY2032	FY2033	Future Budgeted	Total Budgeted
Capital Outlay	\$32,000,000	\$18,232,594	\$11,256,805	\$11,819,647	\$12,410,629	\$158,544,877	\$244,264,552
Total	\$32,000,000	\$18,232,594	\$11,256,805	\$11,819,647	\$12,410,629	\$158,544,877	\$244,264,552

Funding Source	FY2027	FY2028	FY2031	FY2032	FY2033	Future Budgeted	Total Budgeted
Capital Reserves	\$6,400,000	\$3,646,519	\$5,628,403	\$5,909,824	\$6,205,315	\$79,272,439	\$107,062,499
Federal Capital Grants	\$25,600,000	\$14,586,075	\$5,628,403	\$5,909,824	\$6,205,315	\$79,272,439	\$137,202,055
State Capital Grants							\$0
Total	\$32,000,000	\$18,232,594	\$11,256,805	\$11,819,647	\$12,410,629	\$158,544,878	\$244,264,553

Fueling Equipment and Site Upgrades - Hydrogen Pilot Project

Project Number:	MA-101	Department:	Maintenance Admin
Total Budgeted Capital Costs:	\$1,500,000	Type:	Maintenance Buildings (6400)
Total Budgeted Funding Sources:	\$1,500,000	Teams:	IT CIP Budget Team
		Timeline:	07/01/2023 to 12/31/2025

Request description:

Hydrogen fueling equipment (station and trailer) design, purchase, installation. Funded by Washington State Department of Transportation (WSDOT) Green Transportation Grant 2023-2025.

Capital Costs	FY2027	Total Budgeted
Design/Engineering		\$0
Construction		\$0
Capital Outlay	\$1,500,000	\$1,500,000
Total	\$1,500,000	\$1,500,000

Funding Source	FY2027	Total Budgeted
Capital Reserves	\$300,000	\$300,000
Federal Capital Grants		\$0
State Capital Grants	\$1,200,000	\$1,200,000
Total	\$1,500,000	\$1,500,000

Fuel Wash Facilities Building Improvements

Project Number:	FAC-164	Department:	Facilities
Total Budgeted Capital Costs:	\$7,800,000	Type:	Maintenance Buildings (6400)
Total Budgeted Funding Sources:	\$7,800,000	Teams:	IT CIP Budget Team

Request description:

Design and construction of improvements to the Fuel Wash Facilities Building (FWF) for planned operational changes. Initial Planning and Design for HVAC and door changes to begin in late 2026. Project beginning in 2035 is for Buswash replacement/rehabilitation.

Capital Costs	FY2027	FY2028	FY2035	FY2036	Total Budgeted
Design/Engineering			\$1,000,000		\$1,000,000
Construction	\$500,000	\$300,000		\$6,000,000	\$6,800,000
Total	\$500,000	\$300,000	\$1,000,000	\$6,000,000	\$7,800,000

Funding Source	FY2027	FY2028	FY2035	FY2036	Total Budgeted
Capital Reserves	\$500,000	\$300,000	\$1,000,000	\$6,000,000	\$7,800,000
Federal Capital Grants					\$0
State Capital Grants					\$0
Total	\$500,000	\$300,000	\$1,000,000	\$6,000,000	\$7,800,000

Hawk's Prairie Park & Ride Improvements

Project Number: DEV-106
Total Budgeted Capital Costs: \$2,500,000.00
Total Budgeted Funding Sources: \$2,500,000.00

Department: Development
Type: Passenger Stations (6200)
Teams: IT CIP Budget Team
Timeline: 01/18/2027 to 02/11/2030

Request description:

Treatments to improve bus capacity, operational efficiencies, and passenger communications.

Capital Costs	FY2027	FY2028	FY2029	FY2030	Total Budgeted
Planning	\$200,000				\$200,000
Design/Engineering		\$300,000			\$300,000
Construction			\$1,000,000	\$1,000,000	\$2,000,000
Total	\$200,000	\$300,000	\$1,000,000	\$1,000,000	\$2,500,000

Funding Source	FY2027	FY2028	FY2029	FY2030	Total Budgeted
Capital Reserves	\$200,000	\$60,000	\$200,000	\$200,000	\$660,000
Federal Capital Grants			\$400,000	\$400,000	\$800,000
State Capital Grants		\$240,000	\$400,000	\$400,000	\$1,040,000
Total	\$200,000	\$300,000	\$1,000,000	\$1,000,000	\$2,500,000

High Performance Transit - Bus Rapid Transit (BRT) Light - Corridor Program Capital

Project Number:	PL-016	Department:	Development
Total Budgeted Capital Costs:	\$16,020,000	Type:	Guideway (6100)
Total Budgeted Funding Sources:	\$16,020,000	Teams:	IT CIP Budget Team
		Timeline:	09/16/2024 to 09/27/2030

Request description:

Provides capital funding for the Bus Rapid Transit (BRT) Program as noted in the Long Range Plan. Funding is expected to provide the minimum 50% local share of the planned BRT/Corridor implementation as noted in the Short and Long Range Plan. It may include new property, right of way (ROW) and ROW capital improvements consistent with development of the full program. A grant was awarded via the Washington State Transportation Budget.

Capital Costs	Historical Budgeted	FY2027	FY2028	FY2029	FY2030	Total Budgeted
Planning	\$520,000	\$500,000				\$1,020,000
Design/Engineering		\$1,500,000	\$500,000	\$500,000	\$500,000	\$3,000,000
Construction			\$4,000,000	\$4,000,000	\$4,000,000	\$12,000,000
Total	\$520,000	\$2,000,000	\$4,500,000	\$4,500,000	\$4,500,000	\$16,020,000

Funding Source	Historical Budgeted	FY2027	FY2028	FY2029	FY2030	Total Budgeted
Capital Reserves	\$520,000	\$400,000	\$900,000	\$900,000	\$900,000	\$3,620,000
Federal Capital Grants			\$3,600,000	\$3,600,000	\$3,600,000	\$10,800,000
State Capital Grants		\$1,600,000				\$1,600,000
Total	\$520,000	\$2,000,000	\$4,500,000	\$4,500,000	\$4,500,000	\$16,020,000

Lacey Transit Center (LTC) Expansion & Restroom Remodel

Project Number: FAC-156
Total Budgeted Capital Costs: \$50,000
Total Budgeted Funding Sources: \$50,000

Department: Facilities
Type: Passenger Stations (6200)
Teams: IT CIP Budget Team
Timeline: 01/29/2024 to 12/30/2025

Request description:

The Lacey Transit Center was built in 1993. It is used 362 days each year by the public who ride Intercity Transit's services and the staff who operate the transportation system. This equates to thousands of uses a year. Even with regular, intensive cleaning and maintenance, the interior spaces and infrastructure are at a point of deterioration that requires a full remodel, including replacement of the underground systems. An engineering study was conducted to develop a cost plan and to confirm the visual conditions.

Capital Costs	FY2027	Total Budgeted
Design/Engineering		\$0
Construction		\$0
Capital Outlay	\$50,000	\$50,000
Total	\$50,000	\$50,000

Funding Source	FY2027	Total Budgeted
Capital Reserves	\$50,000	\$50,000
Federal Capital Grants		\$0
State Capital Grants		\$0
Total	\$50,000	\$50,000

Lacey Transit Center Expansion

Project Number: DEV-107
Total Budgeted Capital Costs: \$5,000,000.00
Total Budgeted Funding Sources: \$5,000,000.00

Department: Development
Type: Passenger Stations (6200)
Teams: IT CIP Budget Team
Timeline: 03/15/2027 to 07/31/2029

Request description:

This project will plan, design, and construct improvements to expand capacity and enhance functionality at the Lacey Transit Center in support of current and future transit service needs. Work will include evaluating site constraints, operational requirements, and customer amenities, advancing a preferred concept through design, and completing construction of the selected improvements.

Capital Costs	FY2027	FY2028	FY2029	FY2030	Total Budgeted
Planning	\$500,000				\$500,000
Design/Engineering	\$500,000	\$1,000,000			\$1,500,000
Construction			\$1,500,000	\$1,500,000	\$3,000,000
Total	\$1,000,000	\$1,000,000	\$1,500,000	\$1,500,000	\$5,000,000

Funding Source	FY2027	FY2028	FY2029	FY2030	Total Budgeted
Capital Reserves	\$200,000	\$200,000	\$300,000	\$300,000	\$1,000,000
Federal Capital Grants					\$0
State Capital Grants	\$800,000	\$800,000	\$1,200,000	\$1,200,000	\$4,000,000
Total	\$1,000,000	\$1,000,000	\$1,500,000	\$1,500,000	\$5,000,000

Maintenance Facility Upgrades - Hydrogen Demonstration Project

Project Number:	MA-100	Department:	Maintenance Admin
Total Budgeted Capital Costs:	\$7,700,000	Type:	Maintenance Buildings (6400)
Total Budgeted Funding Sources:	\$7,700,000	Teams:	IT CIP Budget Team
		Timeline:	07/01/2023 to 12/31/2026

Request description:

Capital purchases planned for 2026-2027, and project operational costs (hydrogen, transport lease costs) planned for 2026 through 2028. Funded by Washington State Department of Transportation (WSDOT) Regional Mobility Grant - 2023-2025, and 2025-2027

Capital Costs	FY2027	FY2028	FY2029	Total Budgeted
Design/Engineering				\$0
Construction				\$0
Capital Outlay	\$3,900,000	\$1,900,000	\$1,900,000	\$7,700,000
Total	\$3,900,000	\$1,900,000	\$1,900,000	\$7,700,000

Funding Source	FY2027	FY2028	FY2029	Total Budgeted
Capital Reserves	\$780,000	\$400,000	\$400,000	\$1,580,000
Federal Capital Grants				\$0
State Capital Grants	\$3,120,000	\$1,500,000	\$1,500,000	\$6,120,000
Total	\$3,900,000	\$1,900,000	\$1,900,000	\$7,700,000

Maintenance Shop Equipment

Project Number: VM-104

Department: Vehicle Maintenance

Total Budgeted Capital Costs: \$500,000

Type: Other (6900) Furniture & Equipment

Total Budgeted Funding Sources: \$500,000

Teams: IT CIP Budget Team

Request description:

Shop equipment needed for Fleet Maintenance operations.

Capital Costs	FY2027	FY2028	FY2029	FY2030	FY2031	Total Budgeted
Capital Outlay	\$100,000	\$100,000	\$100,000	\$100,000	\$100,000	\$500,000
Total	\$100,000	\$100,000	\$100,000	\$100,000	\$100,000	\$500,000

Funding Source	FY2027	FY2028	FY2029	FY2030	FY2031	Total Budgeted
Capital Reserves	\$100,000	\$100,000	\$100,000	\$100,000	\$100,000	\$500,000
Federal Capital Grants						\$0
State Capital Grants						\$0
Total	\$100,000	\$100,000	\$100,000	\$100,000	\$100,000	\$500,000

Martin Way Park and Ride Access Improvements

Project Number:	PL-100	Department:	Development
Total Budgeted Capital Costs:	\$2,500,000	Type:	Guideway (6100)
Total Budgeted Funding Sources:	\$2,500,000	Teams:	IT CIP Budget Team
		Timeline:	05/04/2026 to 05/31/2030

Request description:

Continuous T intersection design intended to permit reliable vehicle and pedestrian access between the Martin Way Park and Ride and eastbound Martin Way. Would seek local partners. Federal Funds are desired for this project, however nothing is secured at this time.

Capital Costs	FY2028	FY2029	FY2030	Total Budgeted
Planning	\$500,000			\$500,000
Design/Engineering		\$1,000,000		\$1,000,000
Construction			\$1,000,000	\$1,000,000
Total	\$500,000	\$1,000,000	\$1,000,000	\$2,500,000

Funding Source	FY2028	FY2029	FY2030	Total Budgeted
Capital Reserves	\$500,000	\$200,000	\$200,000	\$900,000
Federal Capital Grants		\$800,000	\$800,000	\$1,600,000
State Capital Grants				\$0
Total	\$500,000	\$1,000,000	\$1,000,000	\$2,500,000

Non-Revenue Vehicles and Equipment

Project Number:	VM-103	Department:	Vehicle Maintenance
Total Budgeted Capital Costs:	\$1,947,300	Type:	Service Vehicles (6600)
Total Budgeted Funding Sources:	\$1,947,300	Teams:	IT CIP Budget Team

Request description:

Lifecycle replacement of non-revenue vehicles and equipment used in activities necessary to support transit services.

Capital Costs	FY2027	FY2028	FY2029	FY2030	FY2032	Total Budgeted
Capital Outlay	\$523,500	\$311,800	\$435,000	\$377,000	\$300,000	\$1,947,300
Total	\$523,500	\$311,800	\$435,000	\$377,000	\$300,000	\$1,947,300

Funding Source	FY2027	FY2028	FY2029	FY2030	FY2032	Total Budgeted
Capital Reserves	\$523,500	\$311,800	\$435,000	\$377,000	\$300,000	\$1,947,300
Federal Capital Grants						\$0
State Capital Grants						\$0
Total	\$523,500	\$311,800	\$435,000	\$377,000	\$300,000	\$1,947,300

Northeast Lacey Operational Improvements

Project Number:	DEV-032	Department:	Development
Total Budgeted Capital Costs:	\$6,403,998	Type:	Passenger Stations (6200)
Total Budgeted Funding Sources:	\$6,403,998	Teams:	IT CIP Budget Team
		Timeline:	04/15/2024 to 12/27/2030

Request description:

Preliminary engineering, design, environmental and ROW planning for a bus terminal facility that is anticipated to be located on Meridian/Martin Way (vicinity). The project includes operational analysis, preliminary design and ROW assessment for a roundabout-type transit supportive project to plan for frequent transit "end of line" operational staging. This project is anticipated to be partially grant-funded, but local funding may be used to position the project for a larger Federal Transit Administration competitive request. Federal Transit Administration discretionary grant \$945,653 (awarded but not executed until environmental determination is made)

Capital Costs	FY2027	FY2028	FY2029	FY2030	Total Budgeted
Design/Engineering	\$1,182,066				\$1,182,066
Construction		\$1,018,116	\$2,101,908	\$2,101,908	\$5,221,932
Total	\$1,182,066	\$1,018,116	\$2,101,908	\$2,101,908	\$6,403,998

Funding Source	FY2027	FY2028	FY2029	FY2030	Total Budgeted
Capital Reserves	\$236,413	\$203,623	\$420,382	\$420,382	\$1,280,800
Federal Capital Grants	\$945,653	\$814,493	\$1,681,526	\$1,681,526	\$5,123,198
State Capital Grants					\$0
Total	\$1,182,066	\$1,018,116	\$2,101,908	\$2,101,908	\$6,403,998

Olympia Transit Center - Building 1 - Rehabilitation (Planning and Design)

Project Number:	DEV-108	Department:	Development
Total Budgeted Capital Costs:	\$4,200,000	Type:	Administrative Buildings (6300)
Total Budgeted Funding Sources:	\$4,200,000	Teams:	IT CIP Budget Team
		Timeline:	01/18/2027 to 03/29/2030

Request description:

This project will evaluate reuse opportunities for a currently vacant structure at the Olympia Transit Center and develop planning and design concepts to support future activation. Work will include assessing building conditions, identifying potential operational or customer-focused uses, and advancing a preferred concept to a preliminary design level with associated cost estimates. The project also has placeholders for construction in 2028 and 2029.

Capital Costs	FY2027	FY2028	FY2029	FY2030	Total Budgeted
Planning	\$200,000				\$200,000
Design/Engineering		\$500,000			\$500,000
Construction			\$1,500,000	\$2,000,000	\$3,500,000
Total	\$200,000	\$500,000	\$1,500,000	\$2,000,000	\$4,200,000

Funding Source	FY2027	FY2028	FY2029	FY2030	Total Budgeted
Capital Reserves	\$200,000	\$100,000	\$300,000	\$400,000	\$1,000,000
Federal Capital Grants			\$600,000	\$800,000	\$1,400,000
State Capital Grants		\$400,000	\$600,000	\$800,000	\$1,800,000
Total	\$200,000	\$500,000	\$1,500,000	\$2,000,000	\$4,200,000

OneIT Phase 2 Workday Modules

Project Number:	IS-105	Department:	Information Systems
Total Budgeted Capital Costs:	\$500,000	Type:	Communications & Information
Total Budgeted Funding Sources:	\$500,000	Teams:	IT CIP Budget Team
		Timeline:	12/31/2026 to 12/31/2027

Request description:

As the agency enters phase 2 of the OneIT project, we anticipate there will be additional Workday/Trapeze/Hastas modules/licensing needed that were deemed out of scope during the intal OneIT project. We also anticipate that deployment services will be needed for these additional modules.

Capital Costs	FY2027	Total Budgeted
Capital Outlay	\$500,000	\$500,000
Total	\$500,000	\$500,000

Funding Source	FY2027	Total Budgeted
Capital Reserves	\$500,000	\$500,000
Federal Capital Grants		\$0
State Capital Grants		\$0
Total	\$500,000	\$500,000

Olympia Transfer Center Parking Lot Improvements

Project Number:	FAC-165	Department:	Facilities
Total Budgeted Capital Costs:	\$900,000	Type:	Administrative Buildings (6300)
Total Budgeted Funding Sources:	\$900,000	Teams:	IT CIP Budget Team
		Timeline:	10/01/2026 to 12/31/2029

Request description:
 Reconstruction of parking lot at 210 Olympia Ave for staff use.

Capital Costs	FY2027	FY2028	FY2029	Total Budgeted
Design/Engineering	\$100,000			\$100,000
Construction		\$700,000	\$100,000	\$800,000
Total	\$100,000	\$700,000	\$100,000	\$900,000

Funding Source	FY2027	FY2028	FY2029	Total Budgeted
Capital Reserves	\$100,000	\$700,000	\$100,000	\$900,000
Federal Capital Grants				\$0
State Capital Grants				\$0
Total	\$100,000	\$700,000	\$100,000	\$900,000

Pattison Furniture, Fixtures, Equipment (FF&E) & Technology

Project Number: DEV-030

Total Budgeted Capital Costs: \$935,920

Total Budgeted Funding Sources: \$935,920

Department: Development

Type: Other (6900) Furniture & Equipment

Teams: IT CIP Budget Team

Timeline: 01/02/2023 to 12/31/2027

Request description:

Budget for Pattison furniture, fixtures, equipment & technology. Including North and South Parcel FF&E estimate to complete the MOA project.

Capital Costs	FY2027	Total Budgeted
Capital Outlay	\$935,920	\$935,920
Total	\$935,920	\$935,920

Funding Source	FY2027	Total Budgeted
Capital Reserves	\$935,920	\$935,920
Federal Capital Grants		\$0
State Capital Grants		\$0
Total	\$935,920	\$935,920

Pattison UST and Fueling System Repairs and Improvements

Project Number:	FAC-166	Department:	Facilities
Total Budgeted Capital Costs:	\$700,000	Type:	Maintenance Buildings (6400)
Total Budgeted Funding Sources:	\$700,000	Teams:	IT CIP Budget Team

Request description:

Repairs and improvement to Underground Storage Tanks and Fueling system. Includes: Spill bucket replacement, water infiltration corrections, and power back-up and conditioning for pumping systems.

Capital Costs	FY2028	FY2029	FY2030	Total Budgeted
Design/Engineering	\$100,000			\$100,000
Construction		\$500,000	\$100,000	\$600,000
Total	\$100,000	\$500,000	\$100,000	\$700,000

Funding Source	FY2028	FY2029	FY2030	Total Budgeted
Capital Reserves	\$100,000	\$500,000	\$100,000	\$700,000
Federal Capital Grants				\$0
State Capital Grants				\$0
Total	\$100,000	\$500,000	\$100,000	\$700,000

Rear Door Bus Stop Improvements

Project Number:	PL-013	Department:	Development
Total Budgeted Capital Costs:	\$1,040,000	Type:	Other (6900) Shelters, Signs and passenger amenities
Total Budgeted Funding Sources:	\$1,040,000	Teams:	IT CIP Budget Team
		Timeline:	01/01/2024 to 12/31/2030

Request description:

Ongoing Capital Program: Bus Stop Facility Improvements . It includes new and updated facilities and adjustments related to new, expanded, and modified services, including rear door boarding and facility use changes. Funding to be used to support improvements to bus stop locations to improve accessibility, safety and/or add amenities and enhance speed and reliability. The purpose of this effort is to respond to system changes and continue to improve our bus stop facilities consistent with the capital set aside and recommended in the adopted Short and Long-Range Plan. Project elements include: Professional Services - Engineering, route feasibility design. Purchase of user stop/station amenities: customer information systems, shelter, bench, trash receptacle. Construction of Improvements. Installation of Amenities. Secured but not executed federal funding. Community Project Funding (CPF) \$1,825,950

Capital Costs	FY2027	FY2028	FY2029	FY2030	Total Budgeted
Design/Engineering					\$0
Construction	\$260,000	\$260,000	\$260,000	\$260,000	\$1,040,000
Total	\$260,000	\$260,000	\$260,000	\$260,000	\$1,040,000

Funding Source	FY2027	FY2028	FY2029	FY2030	Total Budgeted
Capital Reserves	\$52,000	\$52,000	\$52,000	\$52,000	\$208,000
Federal Capital Grants	\$208,000	\$208,000	\$208,000	\$208,000	\$832,000
State Capital Grants					\$0
Total	\$260,000	\$260,000	\$260,000	\$260,000	\$1,040,000

Smart Corridors

Project Number: DEV-023
Total Budgeted Capital Costs: \$15,000,000.00
Total Budgeted Funding Sources: \$15,000,000.00

Department: Development
Type: Guideway (6100)
Teams: IT CIP Budget Team
Timeline: 09/02/2024 to 09/30/2026

Request description:

The Smart Corridors Signal Upgrade and Transit Signal Priority (TSP) Project Phase 4 builds off the first 3 phases with the goal of expanding the analysis of the pilot project for field implementation of the Smart Corridors program. It will include equipment installation, signal timing and reconfiguring the pilot and bus zones. This phase also calls for EMTRAC data support, data analytics, transit optimization, TSP operations configuration, performance measures, and corridor expansion implementation. Smart Corridors is a collaborative effort of six different transportation agencies, with support from Thurston Regional Planning Council (TRPC): Cities of Lacey, Olympia, Tumwater, Thurston County, Intercity Transit, and Washington State Department of Transportation Olympic Region. Each of these entities owns or operates equipment essential to the implementation of the Smart Corridors project. This project represents the regional (TRPC) grant-funded portion of the TSP project implementation. Federal Transit Administration discretionary grant \$1,139,320 (awarded but not executed)

Capital Costs	FY2027	FY2028	FY2029	FY2030	Total Budgeted
Design/Engineering	\$1,500,000	\$1,500,000	\$6,000,000	\$6,000,000	\$15,000,000
Construction					\$0
Total	\$1,500,000	\$1,500,000	\$6,000,000	\$6,000,000	\$15,000,000

Funding Source	FY2027	FY2028	FY2029	FY2030	Total Budgeted
Capital Reserves	\$300,000	\$300,000	\$1,200,000	\$1,200,000	\$3,000,000
Federal Capital Grants			\$4,800,000	\$4,800,000	\$9,600,000
State Capital Grants	\$1,200,000	\$1,200,000			\$2,400,000
Total	\$1,500,000	\$1,500,000	\$6,000,000	\$6,000,000	\$15,000,000

SPSCC Crosby Loop Bus Facility

Project Number: DEV-102
Total Budgeted Capital Costs: \$6,000,000.00
Total Budgeted Funding Sources: \$6,000,000.00

Department: Development
Type: Passenger Stations (6200)
Teams: IT CIP Budget Team
Timeline: 07/01/2025 to 07/31/2029

Request description:

Reconstruct the bus facility serving Olympia’s South Puget Sound Community College campus: Improve bus maneuverability and alignment for boarding; Improve paratransit access; Delineate bus and paratransit loading zones and separate from other passenger loading zones; Enhance safety and security; and Restore the facility to a state of good repair. A Bus and Bus Facilities Grant was sought through the Washington State 2025-2027 Transportation Budget; however, due to constraints, it was denied. To enable this project to proceed, it is dependent on seeking other grant opportunities or securing local contributions.

Capital Costs	FY2027	FY2028	FY2029	FY2030	Total Budgeted
Design/Engineering	\$1,500,000				\$1,500,000
Construction		\$1,500,000	\$1,500,000	\$1,500,000	\$4,500,000
Total	\$1,500,000	\$1,500,000	\$1,500,000	\$1,500,000	\$6,000,000

Funding Source	FY2027	FY2028	FY2029	FY2030	Total Budgeted
Capital Reserves	\$300,000	\$300,000	\$300,000	\$300,000	\$1,200,000
Federal Capital Grants			\$1,200,000	\$1,200,000	\$2,400,000
State Capital Grants	\$1,200,000	\$1,200,000			\$2,400,000
Total	\$1,500,000	\$1,500,000	\$1,500,000	\$1,500,000	\$6,000,000

Transit Center & Core Customer Info Navigation

Project Number:	PL-015	Department:	Development
Total Budgeted Capital Costs:	\$4,000,000	Type:	Communications & Information Systems (6800)
Total Budgeted Funding Sources:	\$4,000,000	Teams:	IT CIP Budget Team
		Timeline:	03/04/2024 to 12/31/2030

Request description:

This project will deploy real-time traveler information and wayfinding tools at 2 to 5 locations supporting important system connections with IT routes including the I-5 Olympia Express, as well as Greyhound, Mason Transit, and Grays Harbor Transit system connections. It will modify heavily utilized bus and pedestrian zones at the OTC, reconfiguring them to better support transit accessibility and foster connections between Intercity Transit routes and other regional and interstate transit providers utilizing the facility. Collaborative partnerships between IT and local jurisdictions will ensure coordinated decisions regarding construction scheduling, if required, and other considerations that result in a streamlined permitting process.

Capital Costs	FY2027	FY2028	FY2029	FY2030	Total Budgeted
Capital Outlay	\$1,000,000	\$1,000,000	\$1,000,000	\$1,000,000	\$4,000,000
Total	\$1,000,000	\$1,000,000	\$1,000,000	\$1,000,000	\$4,000,000

Funding Source	FY2027	FY2028	FY2029	FY2030	Total Budgeted
Capital Reserves	\$200,000	\$200,000	\$200,000	\$200,000	\$800,000
Federal Capital Grants	\$800,000	\$800,000	\$800,000	\$800,000	\$3,200,000
State Capital Grants					\$0
Total	\$1,000,000	\$1,000,000	\$1,000,000	\$1,000,000	\$4,000,000

Vanpool Replacement Vehicles

Project Number: VM-102
Total Budgeted Capital Costs: \$11,200,650
Total Budgeted Funding Sources: \$11,200,650

Department: Vehicle Maintenance
Type: Revenue Vehicles (6500)
Teams: IT CIP Budget Team

Request description:

Lifecycle replacement of Vanpool and Community Van program vehicles that have met or exceeded agency's useful life benchmark. Secured 2023- 2025 WSDOT VP grant \$710,208 Anticipated 2025- 2027 WSDOT VP grant \$1,440,000

Capital Costs	FY2027	FY2028	FY2029	FY2030	FY2031	Future Budgeted	Total Budgeted
Capital Outlay	\$1,312,500	\$1,412,500	\$1,497,500	\$2,275,000	\$1,884,400	\$2,818,750	\$11,200,650
Total	\$1,312,500	\$1,412,500	\$1,497,500	\$2,275,000	\$1,884,400	\$2,818,750	\$11,200,650

Funding Source	FY2027	FY2028	FY2029	FY2030	FY2031	Future Budgeted	Total Budgeted
Capital Reserves	\$656,250	\$706,250	\$748,750	\$1,137,500	\$942,200	\$1,409,375	\$5,600,325
Federal Capital Grants							\$0
State Capital Grants	\$656,250	\$706,250	\$748,750	\$1,137,500	\$942,200	\$1,409,375	\$5,600,325
Total	\$1,312,500	\$1,412,500	\$1,497,500	\$2,275,000	\$1,884,400	\$2,818,750	\$11,200,650

Vehicle Replacement Contingency

Project Number: VM-106
Total Budgeted Capital Costs: \$1,706,500
Total Budgeted Funding Sources: \$1,706,500

Department: Vehicle Maintenance
Type: Revenue Vehicles (6500)
Teams: IT CIP Budget Team

Request description:

Contingency resources for vehicle replacements due to accidents and/or unplanned failures.

Capital Costs	FY2027	FY2028	FY2029	FY2030	FY2031	Total Budgeted
Capital Outlay	\$307,500	\$323,000	\$340,000	\$358,400	\$377,600	\$1,706,500
Total	\$307,500	\$323,000	\$340,000	\$358,400	\$377,600	\$1,706,500

Funding Source	FY2027	FY2028	FY2029	FY2030	FY2031	Total Budgeted
Capital Reserves	\$307,500	\$323,000	\$340,000	\$358,400	\$377,600	\$1,706,500
Federal Capital Grants						\$0
State Capital Grants						\$0
Total	\$307,500	\$323,000	\$340,000	\$358,400	\$377,600	\$1,706,500

Vehicle Telematics

Project Number:	VM-105	Department:	Vehicle Maintenance
Total Budgeted Capital Costs:	\$350,000	Type:	Communications & Information Systems (6800)
Total Budgeted Funding Sources:	\$350,000	Teams:	IT CIP Budget Team
		Timeline:	01/01/2024 to 12/31/2026

Request description:
 Implement global positioning and electronic pre/post-trip inspection system/telematics solution to enhance fleet management compliance, accuracy and efficiency.

Capital Costs	FY2027	Total Budgeted
Capital Outlay	\$350,000	\$350,000
Total	\$350,000	\$350,000

Funding Source	FY2027	Total Budgeted
Capital Reserves	\$350,000	\$350,000
Federal Capital Grants		\$0
State Capital Grants		\$0
Total	\$350,000	\$350,000

West Olympia Transit Facility

Project Number: DEV-101
Total Budgeted Capital Costs: \$7,500,000
Total Budgeted Funding Sources: \$7,500,000

Department: Development
Type: Passenger Stations (6200)
Teams: IT CIP Budget Team
Timeline: 02/24/2025 to 12/31/2034

Request description:

Develop a new West Olympia Transit Hub that supports IT’s long-term service needs and future transit-oriented development on Olympia’s westside. In addition to supporting westside service needs, it will anchor the western extent of IT’s high-performance express urban corridor service. It is associated with High Frequency Corridor Service and the West Olympia Transit Study. The project total is expected to be \$25 million. The start of property acquisition is expected to begin in 2026. This will likely be recategorized as a Planning Project.

Capital Costs	FY2027	FY2028	FY2029	FY2030	Total Budgeted
Planning	\$1,000,000				\$1,000,000
Design/Engineering		\$500,000			\$500,000
Construction			\$3,000,000	\$3,000,000	\$6,000,000
Total	\$1,000,000	\$500,000	\$3,000,000	\$3,000,000	\$7,500,000

Funding Source	FY2027	FY2028	FY2029	FY2030	Total Budgeted
Capital Reserves	\$1,000,000		\$600,000	\$600,000	\$2,200,000
Federal Capital Grants			\$2,400,000	\$2,400,000	\$4,800,000
State Capital Grants		\$500,000			\$500,000
Total	\$1,000,000	\$500,000	\$3,000,000	\$3,000,000	\$7,500,000