

Public Comment

September 2025

Service Change Summary & Draft Equity Analysis

Rob LaFontaine

Planning Deputy Director

Presented to the Intercity Transit Authority on June 18, 2025



INTERcity
TRANSIT

[Draft] *Transit Development Plan 2025 - 2030*

Element 1: Plan Adoption

Element 2: Description of service area

Element 3: Comparison of Goals

Element 4: Local performance measures

Element 5: Plan consistency

Element 6: Planned capital expenses (CIP)

Element 7: Planned operating changes

Element 8: Multiyear financial plan

Element 9: Projects of significance (TIP)

January 2025

- ✓ Introduced the Route 14 in downtown Olympia



May 2025

- ✓ Extended span and frequency on many routes



September 2025

- ☐ Enhanced Commuter service to Pierce County
- ☐ New access to Madigan Gate at JBLM via Pierce Transit



Element 7:

Planned Operating Changes

WELCOME TO
2025

September 2025


- ☐ Enhanced Commuter service to Pierce County
- ☐ New access to Madigan Gate at JBLM via Pierce Transit



September 2025

Enhanced Commuter service to Pierce County

❑ Replace the Route 620 with two new commuter routes



1. Direct service to Lakewood

Route 600 – Lakewood Commuter




2. New connection to JBLM at Berkeley St.

Route 610 – Freedom Way

September 2025

Enhanced Commuter service
to Pierce County



Route 600

Lakewood Commuter



Route 610

Freedom Way

Route 620

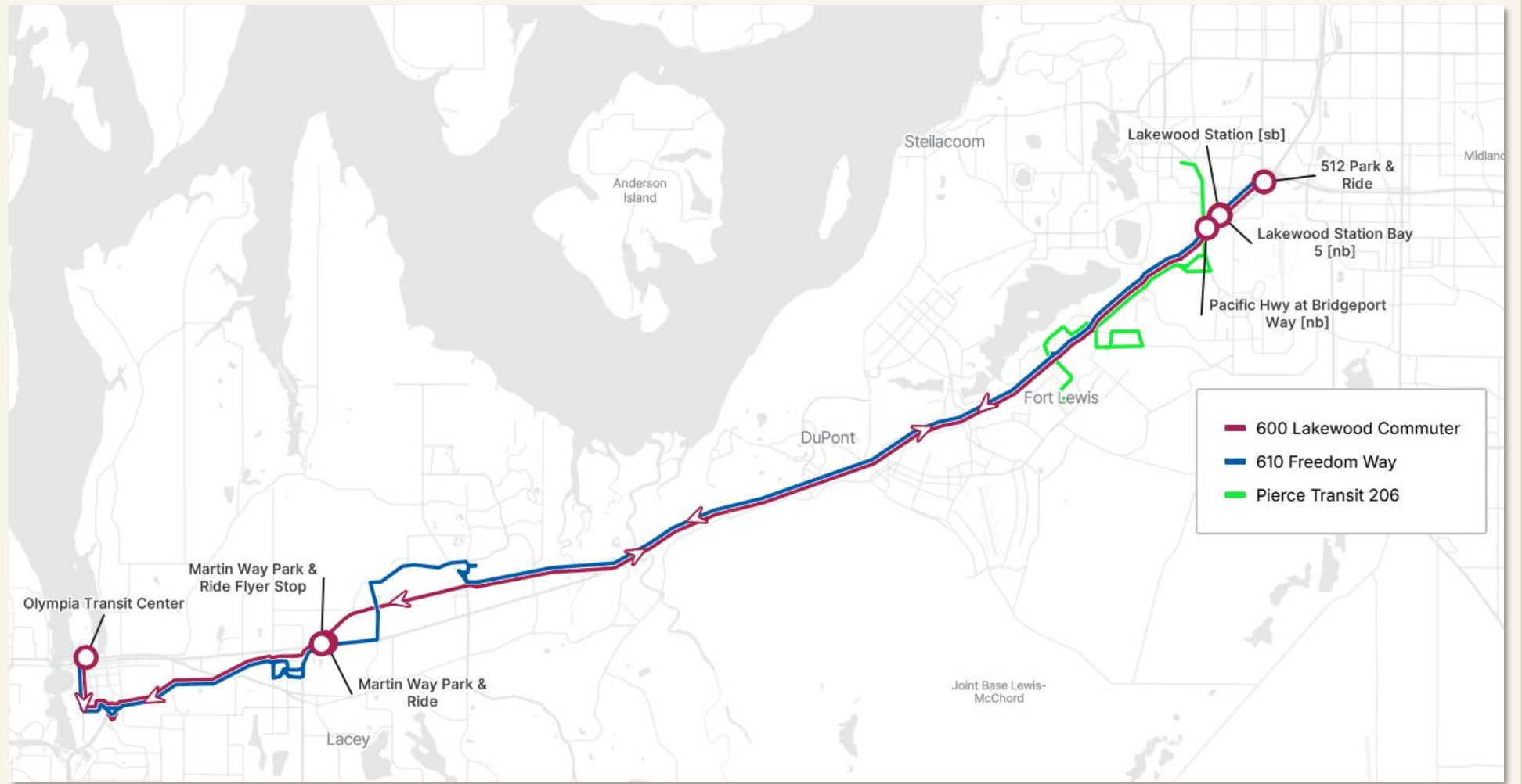

to be replaced

| | Route 620 <i>to be replaced</i> | Route 600 <i>Lakewood Commuter</i> | Route 610 <i>Freedom Way</i> |
|----------------------------|------------------------------------|---------------------------------------|---------------------------------|
| Olympia Transit Center | ✓ | ✓ | ✓ |
| Lacey Transit Center | ✓ | --- | ✓ |
| Martin Way Park & Ride | ✓ | ✓ | ✓ |
| Hawks Prairie Park & Ride | --- | --- | ✓ |
| Berkely St (Madigan Gate) | --- | --- | ✓ |
| Lakewood [Sounder] Station | ✓ | ✓ | ✓ |
| SR 512 Park & Ride | ✓ | ✓ | ✓ |
| Weekend Service | ✓ | --- | ✓ |



Accessed via Martin Way roadside stops

INTERcity
TRANSIT



[Draft] *Service Change Summary – Sept. 2025*

September 2025

Enhanced Commuter service to Pierce County



Deputy Mayor Miller attending the 2022 JBLM Civic Leaders Tour



A "Great American Defense Community"

The South Puget Sound Region has been designated a "Great American Defense Community" by the Association of Defense Communities (ADC).

"For the region to be recognized nationally like this is really an honor. I know in Lacey, as well as other communities that support the South Sound Military & Communities Partnership, we truly value our military-community relationships. On both sides, we strive to work towards building a strong community, together."

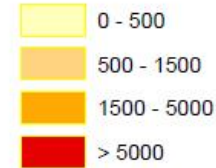
Mayor Andy Ryder

YELM: A MILITARY COMMUNITY

[Home](#) > [Live](#) > [A Military Community](#)



Active Duty Personnel by Zip Code



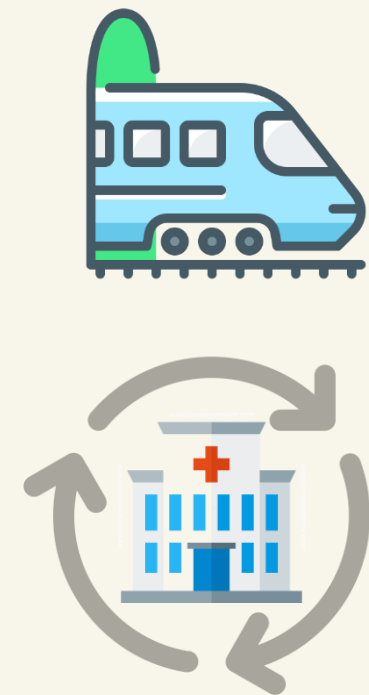
Document Path: P:\Regional\JBLM\Personnel_by_zip.mxd



[Draft] Service Change Summary – Sept. 2025

September 2025

Enhanced Commuter service to Pierce County



Equity Analysis – Findings

| Route 620 Minority Census Blocks within 1/4 Mile of Current Stops | | | | | |
|---|--------|-------------------------------|----------|-------------------------------|----------|
| Total | | Thurston | | Pierce | |
| Total Population Served | 12143 | Total Population Served | 8530 | Total Population Served | 3613 |
| Total Minority Population | 4595 | Total Minority Population | 2192 | Total Minority Population | 2403 |
| Total Minority Average | 37.84% | Total Minority Average | 25.70% | Total Minority Average | 66.51% |
| Avg Block Minority Population | 12.16 | Avg Block Minority Population | 11.91304 | Avg Block Minority Population | 82.86207 |
| Avg Block Minority Percentage | 41.12% | Avg Block Minority Percentage | 36.59% | Avg Block Minority Percentage | 69.85% |

| Route 600/610 Minority Census Blocks within 1/4 Mile of Proposed Stops | | | | | |
|--|--------|-------------------------------|--------|-------------------------------|--------|
| Total | | Thurston | | Pierce | |
| Total Population Served | 34280 | Total Population Served | 29446 | Total Population Served | 4834 |
| Total Minority Population | 14472 | Total Minority Population | 11508 | Total Minority Population | 2964 |
| Total Minority Average | 42.22% | Total Minority Average | 39.08% | Total Minority Average | 61.32% |
| Avg Block Minority Population | 26.03 | Avg Block Minority Population | 24.00 | Avg Block Minority Population | 39 |
| Avg Block Minority Percentage | 43.92% | Avg Block Minority Percentage | 41.15% | Avg Block Minority Percentage | 64.21% |


Conclusion

The findings of the Equity Analysis conclude the absence of reductions of service resulting in a specific adverse impact to racial minority residents or residents who identify as low-income.

September 2025

Enhanced Commuter service to Pierce County

Next Steps:



- ☐ Execute Grant Agreement with WSDOT
- ✓ Complete a DRAFT Service Change Summary
- ✓ **Present to the ITA & CAC, set a public hearing**
- ☐ Community outreach, public hearing
- ☐ ITA adoption of Summary & Analysis
- ☐ Finalize our effective date, implement

Public Comment

September 2025

Service Change Summary & Draft Equity Analysis

Rob LaFontaine

Planning Deputy Director

Presented to the Intercity Transit Authority on June 18, 2025



INTERcity
TRANSIT