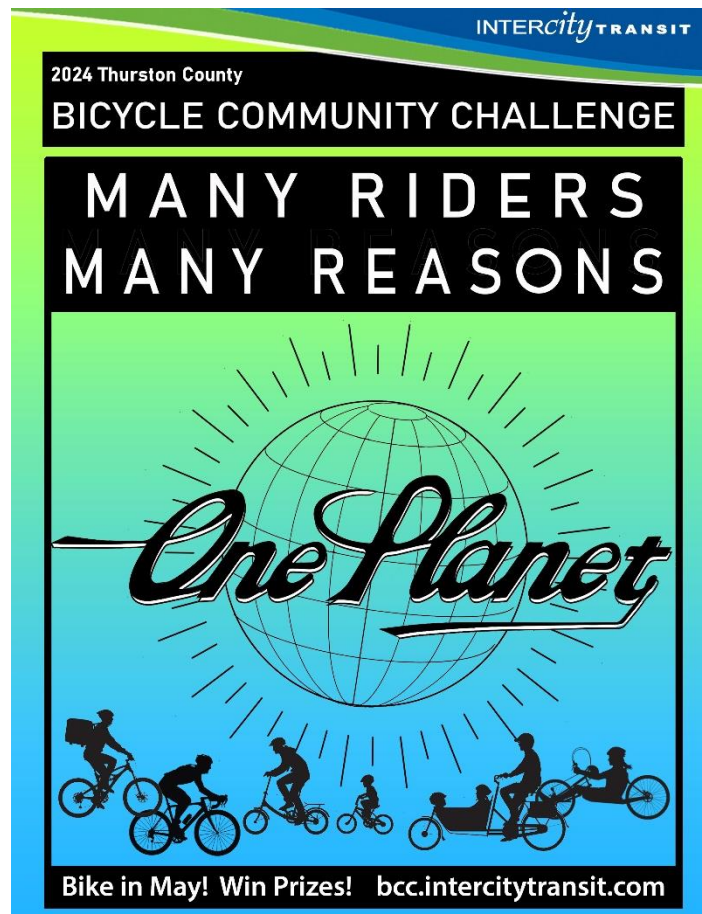


Thurston County

Bicycle Community Challenge

For 37 years, the BCC has encouraged people to use their bicycles for transportation and health in Thurston County: to work, school or anywhere!



The BCC is a series of fun events each year:



Winter Bicycle Challenge ~ over 350 riders!

Next, we kick off the spring season with:



The Earth Day Market Ride 180+ riders!

37th Annual Bicycle Community Challenge, May, 2024



Bike To Work (or anywhere) Day:

Thursday, May 16, 7 to 9 a.m.



Bike To Work Day "Bike Stations"

Over 300 riders participated!

Inter-Agency Bike Ride



Thursday, May 16, Noon to 1 p.m.

Everyone Wins!

BCC participants love our coupons and prizes:
Everyone receives awesome coupons!
Everyone is entered to win prizes!
The more you ride, the bigger the prizes you can win.



This year's bike, donated by Ralph's Thriftway!

A Community-Building Web: Volunteers, Sponsors, Proclamations and Collaborations



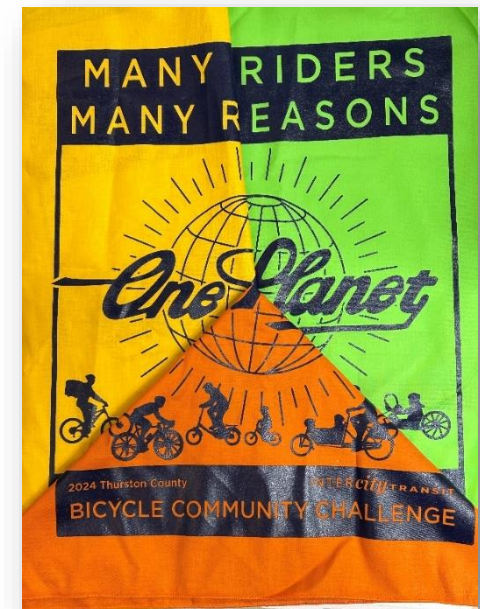
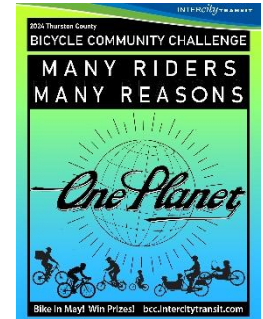
INTERcity
TRANSIT



Team Crank IT!

19 riders ~ 1 first time rider ~ 206 days ~ 2341 miles

Team Name	Number of Riders	# of First Time Riders	Days Ridden	Miles Ridden	Average Days per Rider	Average Miles per Rider
Riders Not On A Team	75	21	658	14911.27	8.77	198.82
St. Peter Hospital (Providence)	43	10	306	5774.19	7.12	134.28
Ovation Cycling Club	24	23	241	4948.99	10.04	206.21
City of Olympia	34	5	374	3413.25	11.00	100.39
Department of Ecology Clean Air Act	43	9	342	3329.25	7.95	77.42
Wheels o' Thunder	12	1	148	2649.5	12.33	220.79
Crank IT! →	19	1	206	2341	10.84	123.21
OlyVelo	8	0	123	1651.87	15.38	206.48
DSHS Social Cycles	13	4	160	1616.81	12.31	124.37
Fellowship & Froth	9	4	61	1542.1	6.78	171.34
Lincoln Elementary	23	4	280	1289.35	12.17	56.06
Team Kunkle - Homes First	8	0	129	1262.7	16.13	157.84
Olympia Food Co-op	7	1	91	1242.21	13.00	177.46
OUUCyclists	13	1	110	1167.11	8.46	89.78



BCC Throwback



Kris, Ed, Lee, Emily, Yogi, Mike

Bike to Work Day, 2009